

LUMEN

Version

Island 120 cm - 800 m3/h

Collection

Design

EAN code

8034122322872



*The photograph is purely for information
It may not correspond to the selected version.*

FEATURES

Scotch brite stainless steel (AISI 304)
Electronic control
LED lighting
Air Falmec filter for balanced suction
Charcoal filter included
Dialogue system with auto mode

Dialogue system from 03.04.24

OPTIONAL ACCESSORIES

KACL.557#I

Extension H1200 - Island

KACL.770#41F

Remote under-roof 1100 m3/h
 Brushless

KACL.786#41F

Outdoor extractor fan 1000 m3/h

KACL.796#4AF

Outdoor extractor fan 1500 m3/h

KACL.797#4AF

Remote under-roof motor 1300 m3/h

KACL.798#41F

Remote under-roof motor 950 m3/h

KACL.815

Protective cleaning cloths for stainless steel (box 10 pcs)

TECHNICAL FEATURES

Installation type

Island

Dimensions

120 cm

Finishing

Scotch brite stainless steel (AISI 304)

Motor

800 m³/h

Type of control

Electronic control

Speed settings

4

Lighting

Led stripe

Filter

4 x Metallic filter "Air Falmec" - Island 285x301 mm

Charcoal filter

Square charcoal filter - Type 3 (optional)

Minimum distance

Gas hob: 63 cm

Electric hob: 52 cm

PACKAGING:WEIGHTS AND VOLUMES

Gross weight

43 kg

Net weight

35 kg

Volumes

0.42 m³

Packaging size

Length

1330 mm

Height

440 mm

Depth

725 mm

CONSUMPTION AND CONNECTION FEATURES

Maximum consumption

320 W

Voltage

220-240V

Frequency

50-60Hz

Plug type

Shuko

MOTOR TECHNICAL SHEET

Maximum capacity

680 m³/h

I.E.C. 61591

Maximum noise level

68 dB(A)re1pW

I.E.C.60704-2-13

Maximum pressure (Pa)

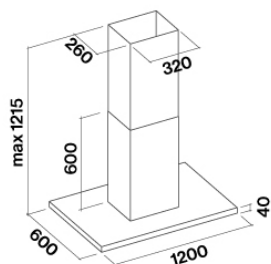
500 Pa

Max. motor power

215 W

ENERGY CLASS

C



LUMEN

Version

Island 120 cm - 800 m³/h

Collection

Design

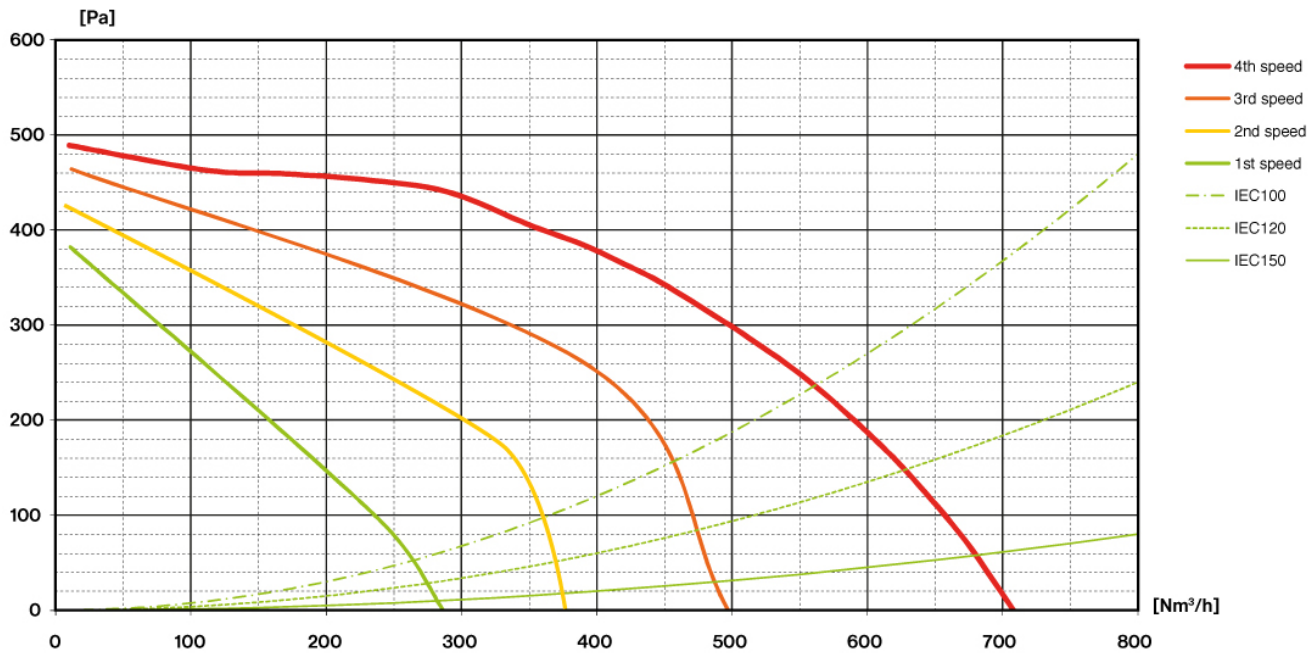
EAN code

8034122322872

MOTOR TECHNICAL SHEET

Motor speed	1	2	3	4
Noise level dB(A)re1pW-I.E.C.60704-2-13	49	56	62	68
Capacity (m ³ /h) I.E.C.61591	280	370	480	680
Maximum pressure (Pa)	390	420	480	500
Motor Power (W)	132	153	175	215
Air outlet	150	150	150	150

CAPACITY / PRESSURE



LUMEN

Version

Island 120 cm - 800 m3/h

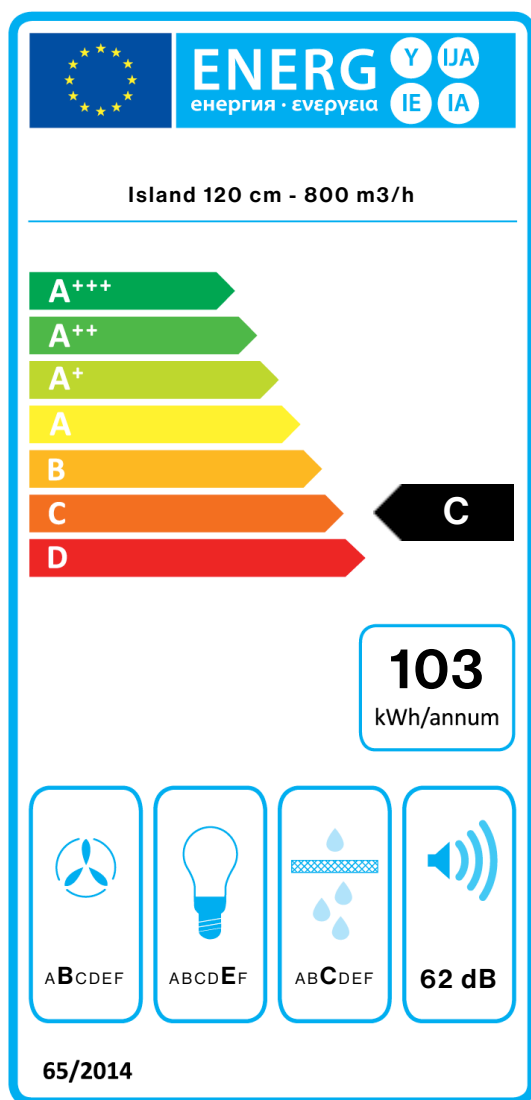
Collection

Design

EAN code

8034122322872

ENERGY LABEL



PF		
S	Falmec Spa	
M	Island 120 cm - 800 m3/h	
AEC	103,2	kWh/a
EEC	C	
FDE	26,3	
FDEC	B	
LE	10,6	
LEC	E	
GFE	80,0	
GFEC	C	
Qmin	280,0	m ³ /h
Qmax	480,0	m ³ /h
Qboost	680,0	m ³ /h
SPEmin	49	dBa
SPEmax	62	dBa
SPEboost	68	dBa
PO	-	W
PS	0,48	W
PI		
F	1.1	
EEL	78,5	
Qbep	382,0	m ³ /h
Pbep	384	Pa
Qboost	680,0	m ³ /h
Wbep	155,1	W
WL	56,00	W
Emiddle	596	lex
Lwa-SPEmax	62	dBa

PF_Product fiche according to 65/2014 S_Supplier name / M_Model identification / AEC_Annual Energy Consumption (AEC hood) / EEC_Energy Efficiency class / FDE_Fluid Dynamic Efficiency (FDE hood) / FDEC_Fluid Dynamic Efficiency class / LE_Lighting Efficiency (LE hood) / LEC_Lighting Efficiency class / GFE_Grease Filtering Efficiency / GFEC_Grease Filtering Efficiency class / Qmin_Air flow (in m³/h) at min speed in normal use / Qmax_Air flow (in m³/h) at max speed in normal use / Qboost_Air flow (in m³/h) at intensive or boost setting (max air-flow) / SPEmin_Airborne acoustical A-weighted sound power emissions at min speed in normal use / SPEmax_Airborne acoustical A-weighted sound power emissions at max speed in normal use / SPEboost_Airborne acoustical A-weighted sound power emissions (in dB) at intensive or boost setting / PO_Power consumption in off mode (Po) / Ps_Power consumption in stand by mode (Ps). **PI_Additional information according to 66/2014** F_Time increase factor / EEL_Energy Efficiency Index / Qbep_Measured air flow rate at best efficiency point / Pbep_Measured air pressure at best efficiency point / Qboost_Maximum air flow / Wbep_Measured electric power input at best efficiency point / WL_Nominal power of the lighting system / Emiddle_Average illumination of the lighting system on the cooking surface / Lwa=SPEmax_Sound pressure level at the highest speed.